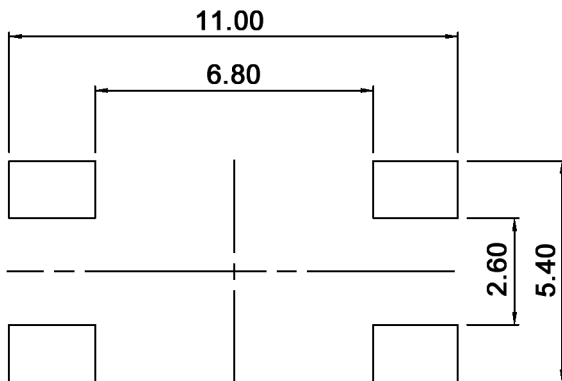
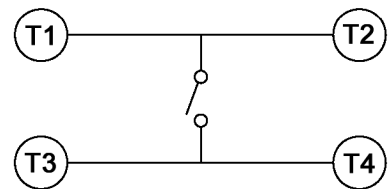


P.C.B. LAYOUT



CIRCUIT DIAGRAM



Compliance: RohS III (2015/863/EU)

Tolerances: max. ±0.20mm			Date	Name
Material	03/23	dr	04/06	dr
Material	01/23	dr		
Contact rating	03/15	dr		
Revised	05/13	dr		
Sealing	03/13	dr		
Specifications	01/09	dr		
Soldering conditions	02/08	dr		
Modifications	Date	Name		

**TSSE 65 x**

**knitter-switch**

**30 08 56**

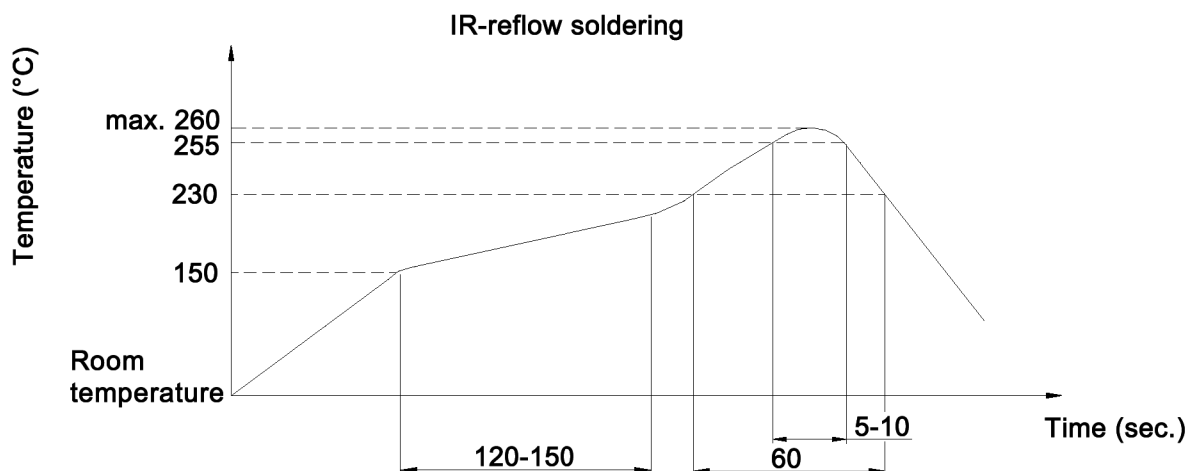
Page

1/2

**Specifications:**

**Contact rating:** 50mA, 32V DC; max. 1VA  
**Contact resistance:** 100mOhm max.  
**Insulation resistance:** 100MOhm min. at 500V DC  
**Dielectric strength:** 250V, 50Hz for the duration of 1 minute  
**Operating temperature:** -40°C to +85°C  
**Electrical life:** min. 500 000 cycles  
**Mounting:** on pc-board - SMD  
**Travel:** 0.45mm +/-0.2mm  
**Packaging unit:** 1 900 pcs. / reel  
**Sealing:** IP 67  
**Material:** Contacts: phosphor bronze, silver plated  
 Terminals: brass, silver plated  
 Cover: stainless steel  
 Base: thermoplastic, PA9T, Genestar GT2330 BK, UL94V-0, E90350  
 Actuator: silicone rubber, Momentive TSE221-6U, UL 94 HB, E320603

**Soldering conditions:**



x	Operating force	Actuator color
N	1.8 +/-0.5 N	brown
R	2.6 +/-0.7 N	red
T	3.6 +/-0.9 N	transparent

**Compliance: RohS III (2015/863/EU)**

Tolerances: max. ±0.20mm			Date	Name	<b>TSSE 65 x</b>	
			04/06	dr		
Material	03/23	dr				
Material	01/23	dr				
Contact rating	03/15	dr				
Revised	05/13	dr				
Sealing	03/13	dr	<b>knitter-switch</b>		<b>30 08 56</b>	
Specifications	01/09	dr				Page
Soldering conditions	02/08	dr				2/2
Modifications	Date	Name				